

**ABA X RADIO.COM**



**Listen Live**

**On**



Simple Radio



**INDEPENDENT ARTIST  
JOIN US**



# ABA X RADIO.COM

## Going Live:

DJ's wanting to Go Live with us will be required to get an On Air license with ABA X Radio for covering air time **\$125 per year**. We give you access using Radio Boss software you will get 150, 5 hour sessions with the software or get full version **for \$199 USD**.



## Revenue Share

With the ability to go live anywhere, we now can become game commentators or DJ live business events or even sports awards and more.  
For Those that get licensed with us!

We also have a great partnership Revenue Share Program for events you book and that we book for you based on your availability.



**Just Click The Link Below To Get Started**

<https://linktr.ee/abaxlive>



RadioBOSS Advanced (6.0.1.8)

File Edit View Playlist Tools Jingles Settings Help

Thu 22/04/2021 2:37:38 pm

On Air 00:00.0

Coming up next 00:00.0

Cliff Richard - Help It Along

Settings

Search in Artist Folder: Audio

Tags

Artist Title Durat... P... Last pl... Year

Log

Time Title

9:01:13 am Started

9:01:14 am 'Main' Device init error: No description (-2)

9:01:20 am Main sound card reset to default

9:04:39 am Love Song - Let Us Be One

9:05:50 am Stop

10:47:25 am Malcolm Wild - Pride before the fall

10:47:38 am Stop

11:33:22 am Hope Project NZ - A Minute in History 03

11:33:25 am Mike & Kathy Deasy - Sleeping Lady

11:33:31 am Stop

11:34:39 am Hope Project NZ - A Minute in History 03

11:35:03 am 2nd Chapter of Acts - Psalm 61

11:35:18 am Stop

11:40:49 am Hope Project NZ - A Minute in History 04

11:41:00 am Chuck Girard - Don't Shoot the Wounded

11:41:06 am Stop

11:43:25 am Hope Project NZ - A Minute in History 04

11:43:35 am Keith Green - Easter Song

11:43:41 am Stop

11:44:44 am Exit

2:36:08 pm Started

My Days 04:16

What's Going On 03:33

Settings

General

File Types

Playback

Miscellaneous

Fading

Input

View

Style

Silence detector

Broadcast

Advanced

OK Cancel

Advanced

OK Cancel

Tracks: 4 [15:02]

Playing time left: 07:49

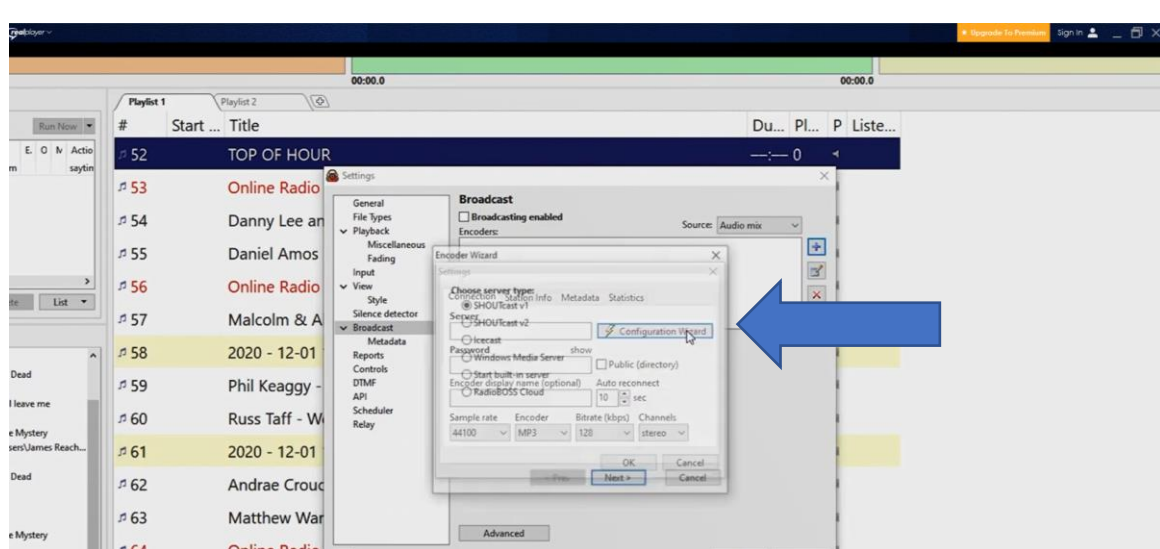
Silence detector: Disabled Scheduler: Enabled

2:37 pm 22/04/2021

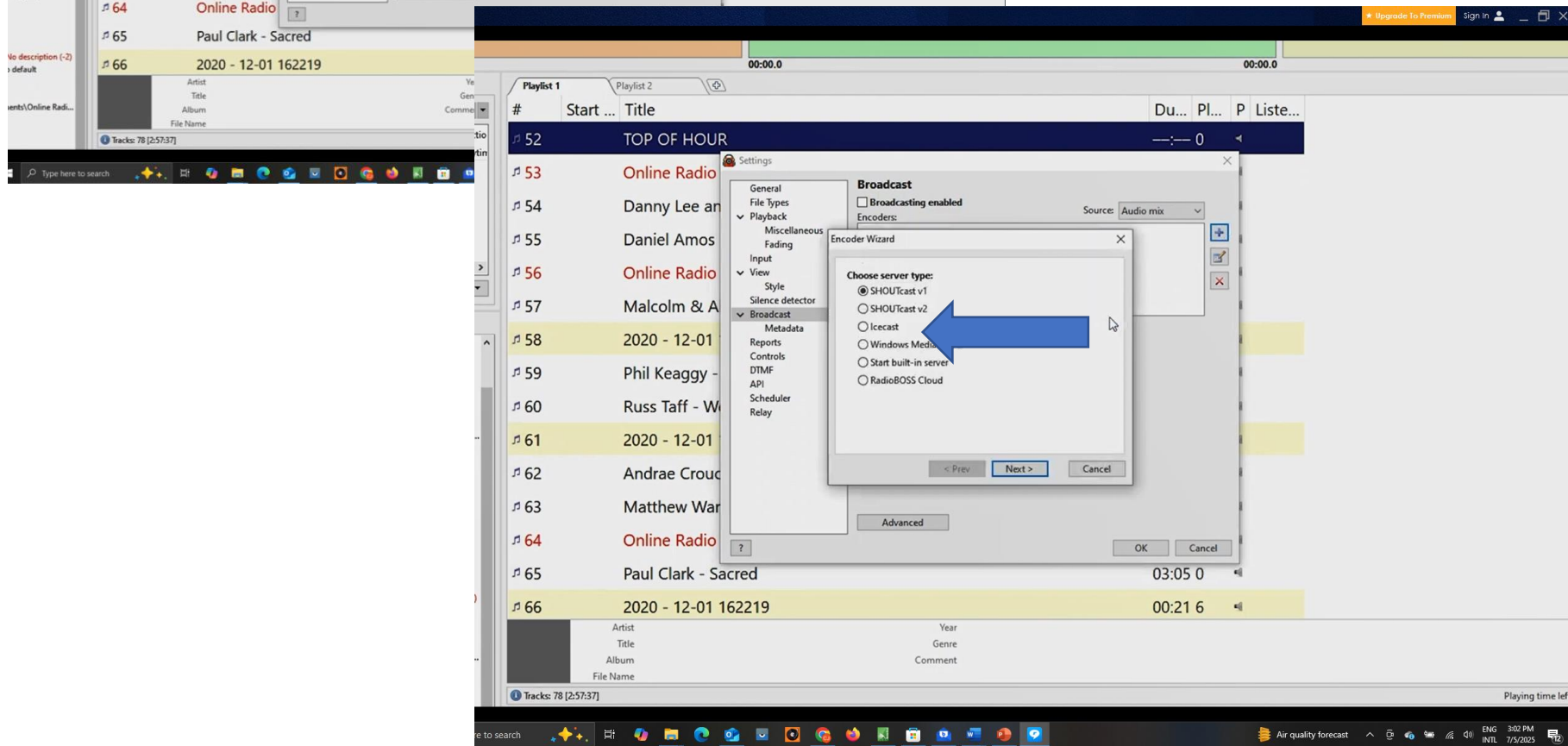
realplayer (Paused) Azuracast 5 - Setting Up Your Broadcast Software 0:26 3:27

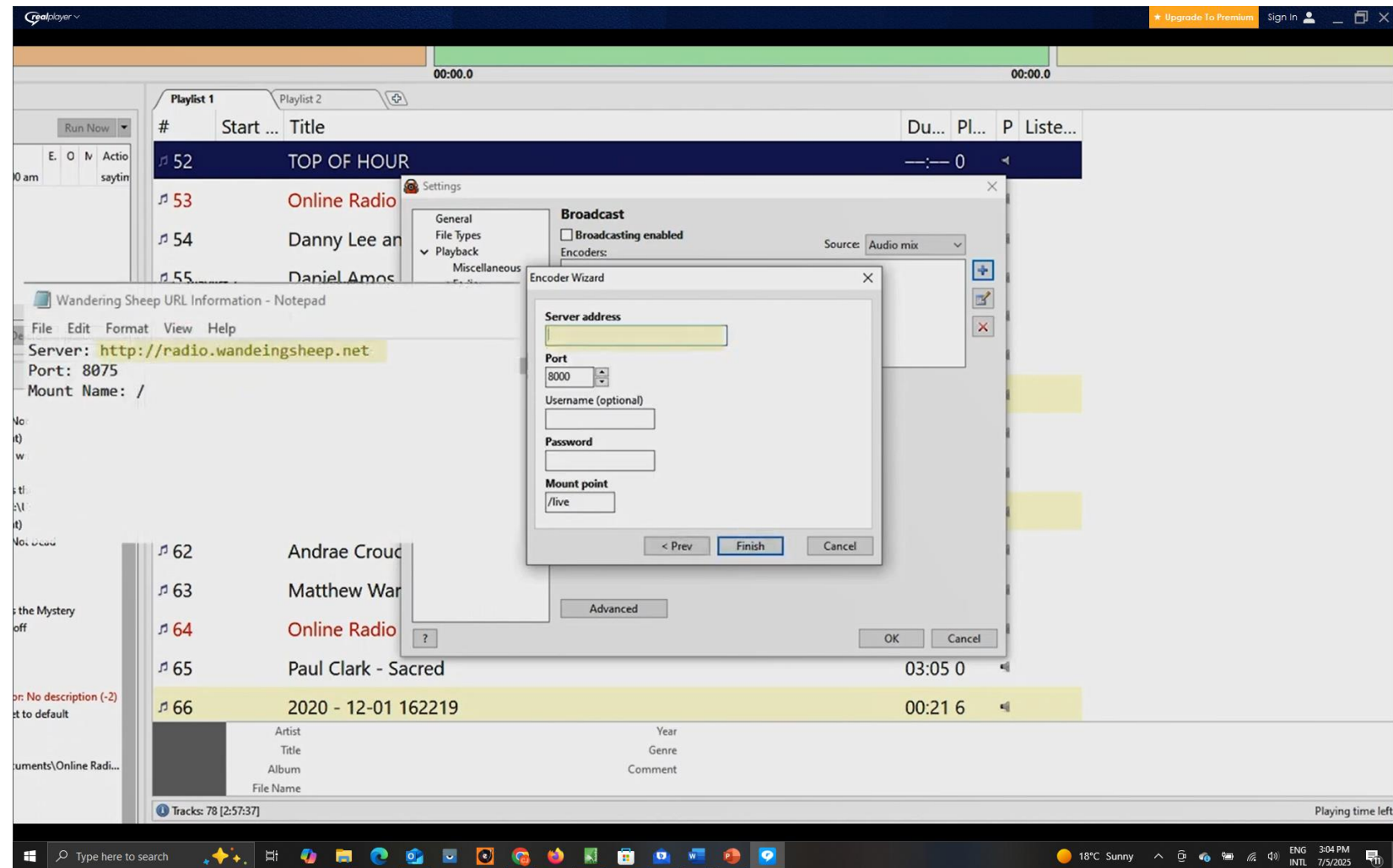


1. Download Radio Boss <https://www.djsoft.net/>
2. Open the program
3. Click Settings Cog
4. Click On Broadcast



1. Click Config Wizard
2. Choose Ice Cast & Click Next.





## Insert The Following

1. Server Address: <https://a3.asurahosting.com>
2. Port: 7675
3. Mount: / NOTE: Just the slash only!
4. Username Your DJ Username:
5. Password Your DJ Password
6. Click Finish Then Ok

The screenshot shows the Azuracast 5 interface. A 'Settings' dialog box is open, with the 'Broadcast' tab selected. In the 'Broadcast' section, the 'Broadcasting enabled' checkbox is checked. Under 'Encoders', the '1. MP3 128k (http://radio.wanderingsheep.net:8075/)' option is selected. The 'Source' is set to 'Audio mix'. There are also checkboxes for 'Show ON AIR when broadcasting is turned on', 'Stop playback after having connected to a server', and 'Intro file on connection'. The 'Immediately reconnect when disconnected the first time' checkbox is also checked. The background shows a playlist with tracks such as 'TOP OF HOUR', 'Online Radio', 'Danny Lee and...', 'Daniel Amos', 'Malcolm & A...', '2020 - 12-01', 'Phil Keaggy -', 'Russ Taff - W...', '2020 - 12-01', 'Andrae Crouc', 'Matthew War', 'Online Radio', 'Paul Clark - Sacred', and '2020 - 12-01 162219'. The Windows taskbar at the bottom shows the time as 3:10 PM on 7/5/2025.

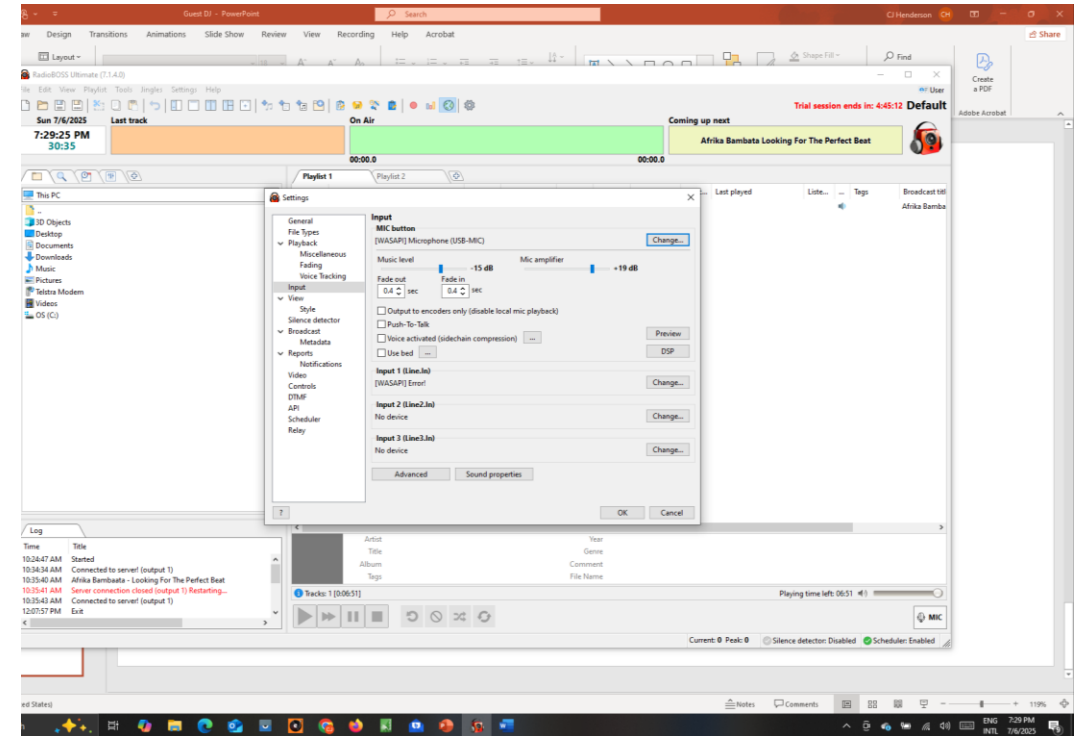
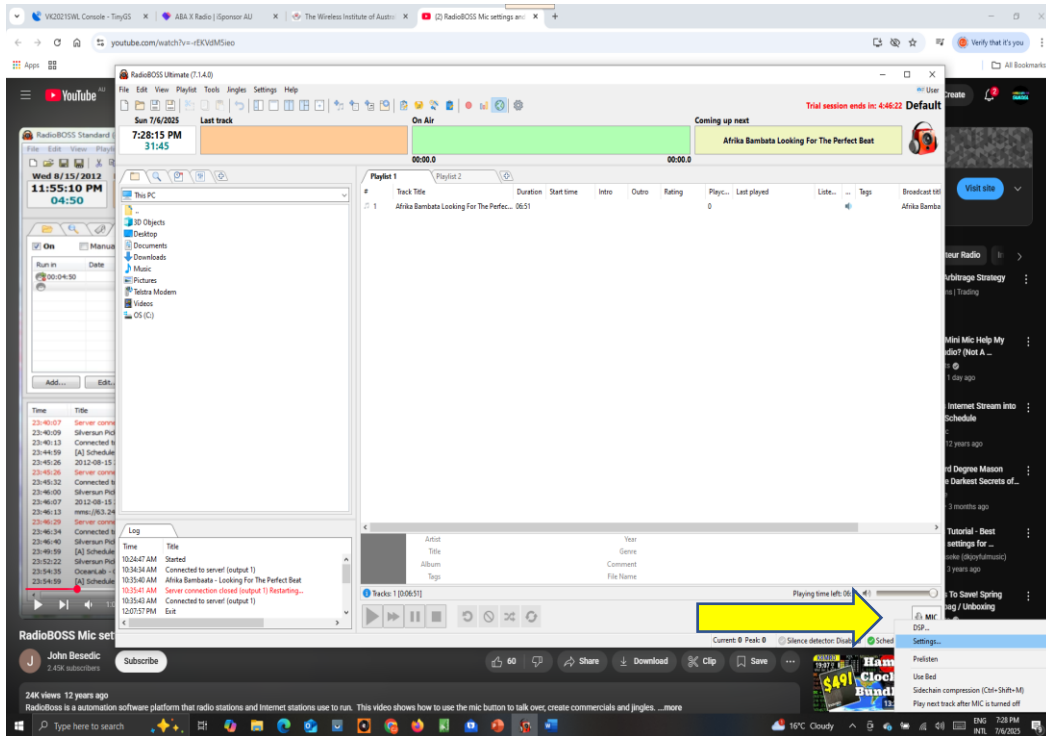
Be sure to click Broadcast Enable and tick the MP3 Server then click OK.

# While Your Waiting Lets Get Your Mic Set Up

# Mic

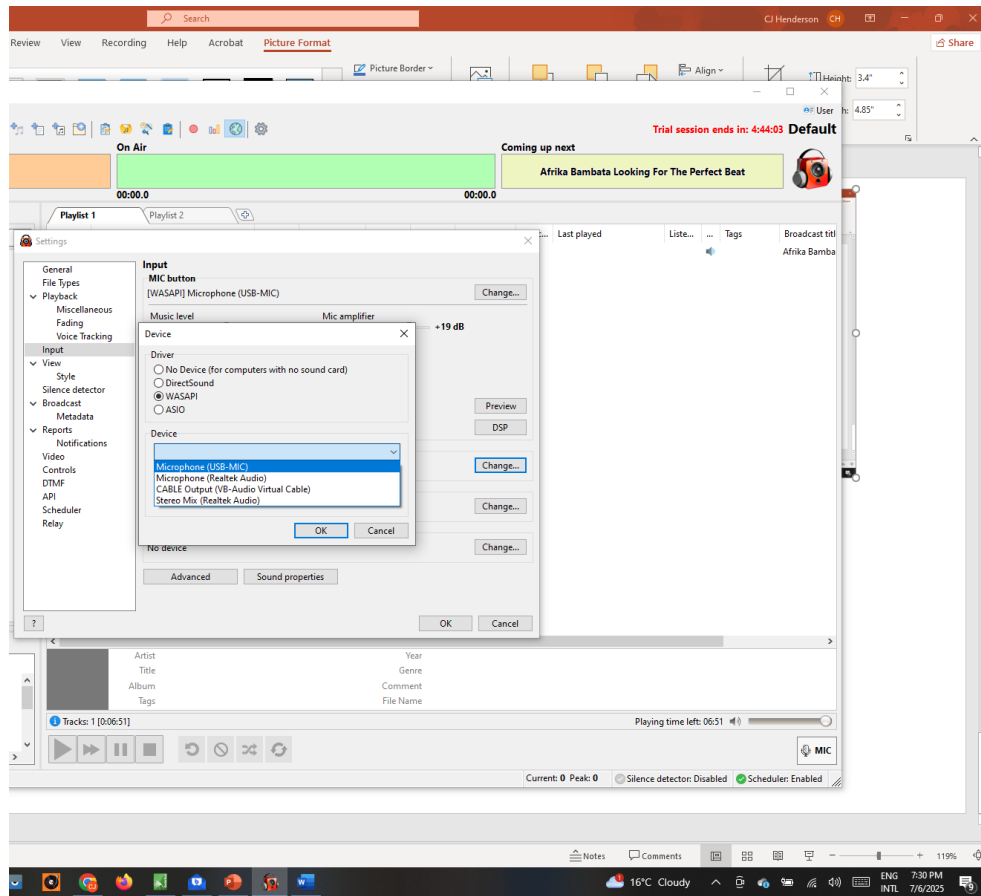


# Check

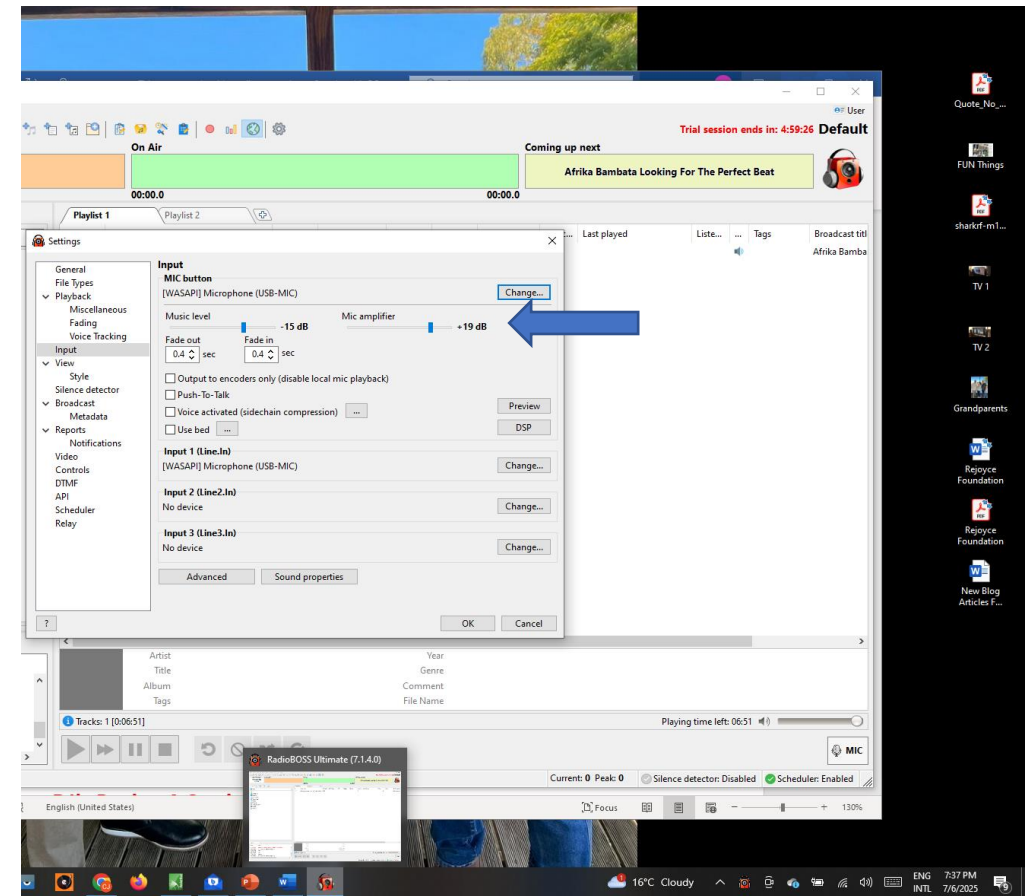


Right Click On The Mic & Choose Settings

Now go down to Input 1 – then to the right click Change

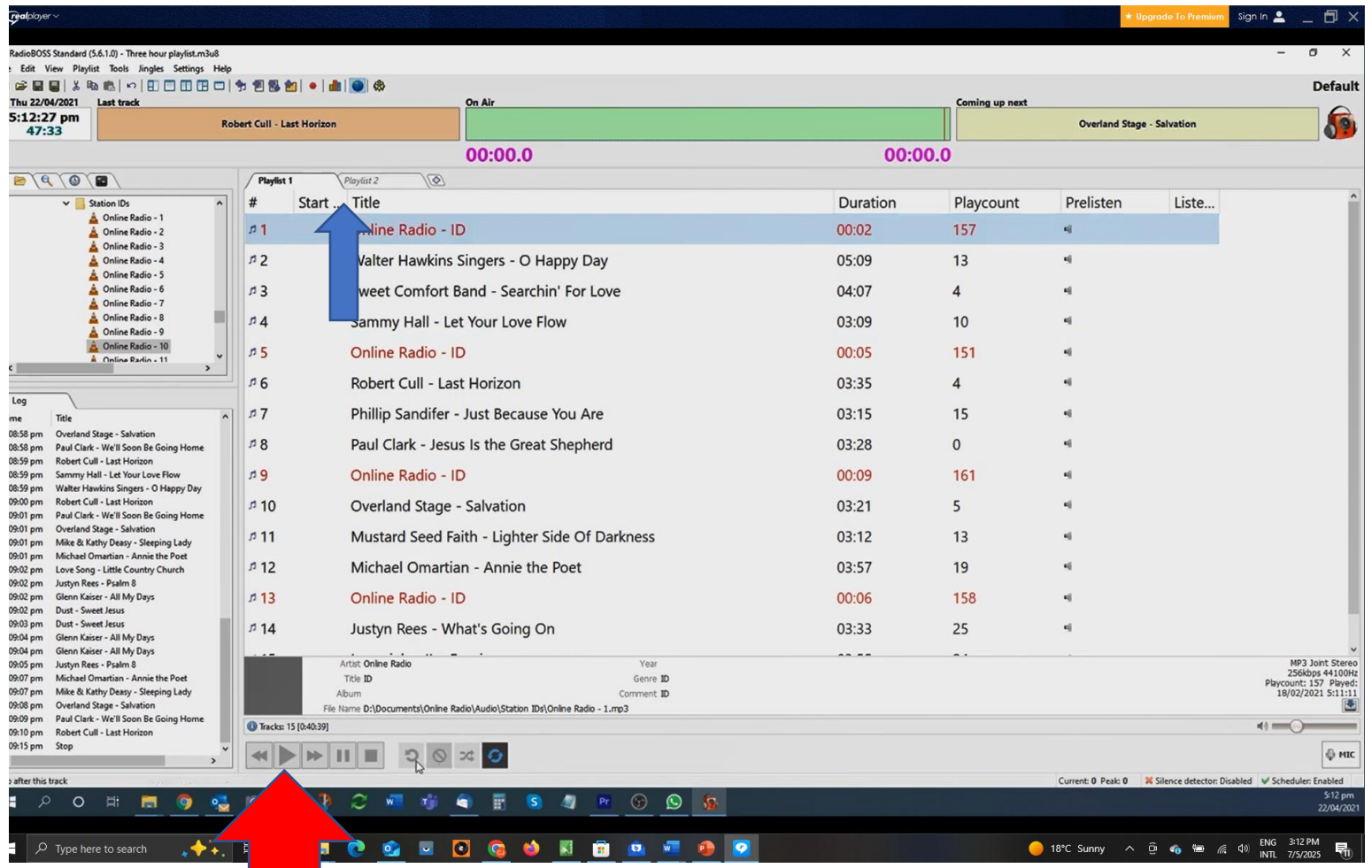


Now Tick WASPI & In the dropdown menu choose your microphone



Now **Notice** the Mic Amplifier (Blue Arrow) if you need your mic louder or lower come here to adjust.

Now click Ok – Then Ok – Then Click On Your Mic & test to see if you hear yourself.



Ok to test make sure you are testing at the 30 min periods set for testing your station.

- Load music from the left choose files
- You have 2 playlists **Blue Arrow**
- Main Play tab in **RED Arrow** – you will to live then.
- You should hear music on your speaker or your voice so lower it a bit to be safe.
- You will see on ABA X Radio that you are live make sure you upload your artwork to your DJ console or make sure we have it we will load.